



FDP CHARTER CANDIDATE HANDBOOK

April 8 - April 22, 2024

Your Guide to the FDP Exam Experience



It is illegal to make unauthorized copies of this article, forward to an unauthorized user, or to post electronically without Publisher permission.

Brought to you by:



OVERVIEW	2
THE FDP CURRICULUM	3
FDP Curriculum Readings	3
FDP Study Guide	3
REGISTERING FOR AN EXAM	4
Determine Exam Availability	4
Register for an Exam	4
Testing Accommodations	5
Canceling or Rescheduling an Exam Appointment	5
Test Center Closings and Delayed Starting Times	6
COVID-19 POLICY	7
STUDYING FOR THE EXAM	8
Preparation Time	8
Study Tools	8
Study Guide	8
Preparatory Program Providers	8
THE FDP EXAM	10
Exam Structure	10
Equations	10
Calculators	11
Multiple-Choice Questions	11
Constructed-Response (Essay-Type) Questions	11
YOUR EXAM APPOINTMENT AT A PROMETRIC TEST LOCATION	13
Overview	13
What to Bring	13
Arrival	13
Secure Check-in	13
Personal Belongings	14
Testing Room and Equipment	15
YOUR EXAM APPOINTMENT THROUGH PROPROCTOR™	17
Overview	17
Online Proctored Exam Causes of Unsuccessful Exam Experience and Delivery	17
Demo ProProctor™ Exam	17
What to Bring	18

Check-In Procedure	19
Secure Check-in	19
Testing Environment and Equipment	20
Testing Advice for a Successful ProProctor™ Testing Experience	20
EXAM SESSION	22
Flagging Questions for Review or Comment	22
Breaks	23
Check-out	24
MISCONDUCT AND CAUSES FOR DISMISSAL	26
Reporting Misconduct at a Test Center	26
AFTER EXAM DAY	27
Test Administration Concerns	27
Exam Scoring	27
Exam Results	27
Candidate Performance Report	28
Sample Candidate Performance Report	29
Interpreting Your Candidate Performance Report	30
Interpretation of Sample Candidate Performance Report	30
Exam Outcomes	31
Becoming an FDP Charterholder	31
Appendix A—FDP Candidate and Charterholder Agreement	32
Appendix B—FDP Examination Misconduct and Confidentiality Policy	35
Appendix C—FDP Nondisclosure Agreement and General Term of Use for Exams Developed for the FDP Institute	37
Appendix D—FDP Exam Instruction, Tutorials & Calculator	38

OVERVIEW

Welcome to the Financial Data Professional (FDP) Institute Charter program. This Candidate Handbook is provided to help FDP Candidates navigate through the FDP Charter program.

Once you have decided that you are interested in participating in the FDP Charter program, you should take the following steps:

- Carefully read this entire [Candidate Handbook](#).
- [Register](#) for and purchase an exam from the FDP Institute; review the confirmation email upon receipt. Registered Candidates will gain access to the [Reserve Your Exam Seat](#) page. Then follow the instructions to schedule your exam appointment through Prometric, FDP's global test administration provider.
- Obtain the [Curriculum Materials](#).
- Read the [Candidate Study Guide](#). For each topic, the Study Guide contains learning objectives and keywords that define the curriculum content eligible for inclusion on the exam.
- Study for the exam. Along with the Study Guide, the FDP Institute provides unlimited access to Practice Questions and a Sample Exam to assist Candidates in developing their understanding of the FDP curriculum in preparation for the exam.

THE FDP CURRICULUM

The FDP curriculum materials and FDP Study Guide are the only preparation materials endorsed by the FDP Institute and are the Candidate's best source of information regarding content eligible for testing on the FDP exam. All the content on the FDP exam comes directly from the FDP curriculum readings.

FDP Curriculum Readings

The FDP curriculum comprises readings chosen for their clarity, depth, and synthesis of industry insights. The curriculum is revised regularly to incorporate relevant industry developments and the latest academic research. **The FDP Institute strongly encourages Candidates to ensure that they use the correct curriculum materials for the exam cycle in which they will be taking the exam.**

Please note that exam fees do **not** include the cost of the textbooks, which must be purchased from outside vendors. The FDP Institute strongly recommends that Candidates act early to obtain textbooks and readings to allow sufficient study time.

The FDP Institute will **not** allow an exam to be postponed due to late receipt of books and readings.

FDP Study Guide

The FDP Charter program is designed to facilitate self-directed learning for today's busy professionals. The FDP Study Guide provides an essential link between the curriculum and the exam and is organized to facilitate quick learning and easy retention.

The Study Guide is arranged according to FDP curriculum topics. For each reading, the Study Guide provides learning objectives and keywords that define the content eligible to be measured on the exam. The learning objectives and keywords are an important way for Candidates to organize their study, as they form the basis for exam questions. All learning objectives and keywords reflect content in the FDP curriculum, and all exam questions are written to directly address the learning objectives and keywords. A Candidate who can master all learning objectives and understand the keywords in the Study Guide should be well-prepared for the exam. **Candidates should know that each Study Guide is regularly updated for each specific exam and pertains only to a particular exam cycle.**

REGISTERING FOR AN EXAM

Determine Exam Availability

The FDP exam is administered via computer exclusively through our testing partner Prometric. Prometric offers test centers around the world and Remote Proctoring Testing (RPT) through ProProctor™, Prometric's remote proctor testing platform, which offers the opportunity to test from the comfort of a Candidate's home or office. Registered FDP Candidates have two options to take the April 2024 FDP Exam. The first option is to appear for the exam at a Prometric testing center and the second option is through Remote Proctoring Testing. Please check the [FDP website](#) for details.

Register for an Exam

1. By completing the exam registration process, the Candidate agrees with the

[FDP Candidate and Charterholder Agreement](#)

To protect the integrity of the FDP exam, Candidates are asked for identity verification and affirmation of professional conduct by providing a digital signature during the registration process.

2. Purchase the exam.

The program fees comprise a nonrefundable, one-time program enrollment fee and an exam registration fee (refundable only within the first 30 days of the date of purchase, via an email to candidate@fdpinstitute.org). Information about exam fees can be found in the [FDP Fee Schedule](#). Candidates may purchase an exam with a credit card via the secure Affinipay site. The FDP Institute accepts American Express, Discover, MasterCard, and Visa.

Registration, Exam Dates, and Fees.

Exam registration is not open-ended. By registering, a Candidate commits to a date and time-specific exam. Check the [Fee Schedule](#) for details. Exam registrations cannot be transferred to other individuals.

3. Schedule an exam appointment.

Registered FDP Candidates have two options to take the April 2024 FDP Exam:

Option 1: At a Prometric Testing Center

Option 2: Through Remote Proctoring Testing (RPT)

Online, remote exams are offered using Prometric's ProProctor™ application. For a remotely proctored exam, a Candidate must supply a computer with a camera, microphone, and an internet connection, and be able to install a lightweight app prior to the exam. Candidates can take the exam online while a Prometric proctor oversees the examination process remotely.

For the details: www.fdpinstitute.org/reserve-your-exam-seat

Once a Candidate has purchased an exam, the Candidate can schedule the exam appointment with our global testing provider, Prometric. Due to high volume, access to the Prometric site may take up to 12 hours. Only paid exam registrants can see and access the web page "[Reserve Your Exam Seat](#)".

Neither the FDP Institute nor Prometric can guarantee the availability of appointments at any test center for any given exam on a specific date. Test centers have limited capacity and appointment availability varies widely.

Appointments are on a first-come, first-served basis. If a Candidate's preferred location, time, and/or date is unavailable, it is solely the Candidate's responsibility to locate, and arrange for transportation to an alternative test center. Retakes and deferrals are not available after April 2024. Candidates who are unable to sit for their FDP exam due to late receipt of study materials, failure to secure an exam appointment at either a physical or remote location or lack of availability of a valid visa or passport are not able to schedule a retake exam at this time. Learn more in [Program Update FAQ](#).



Note: Do not de-activate or delete your email in the Prometric exam reservation software. Communications regarding your exam appointment are shared via email.

Testing Accommodations

All requests for an exception to standard testing procedures must be completed and submitted prior to your exam appointment to ensure proper support. The request should be made **after registering and before scheduling an exam appointment** with the testing provider. Requests for reasonable testing accommodations can be completed and submitted [using this](#) Request for Reasonable Testing Accommodation(s) form. For more information about how to request testing accommodations, review the [Candidate Policy Manual](#) or [Prometric's Testing Accommodations](#) web page.

Religious/cultural items or apparel and items required for medical purposes must be visually inspected by the test administrator before being allowed into the testing room.

Accommodations for medical conditions will be considered upon presentation of documentation outlined in the Candidate Policy Manual at least six (6) weeks prior to the first day of the testing window for the exam you wish to take.

Canceling or Rescheduling an Exam Appointment

Should something unexpected come up that requires a Candidate to cancel or reschedule an exam, the following policies would form the basis for cancellation or rescheduling.

Cancellation Policy: Cancellation of an exam is required to be completed more than ten (10) days before the scheduled exam date/time. The advance notice makes an exam seat available to another potential examinee.

Rescheduling Policy: Exam appointments can be rescheduled to take place **only within the examination window**. Reschedule at least ten (10) days before your original exam appointment. Rescheduling is subject to exam appointment availability and additional fees may apply.

A Candidate can modify, cancel, or reschedule an appointment by logging into <https://www.prometric.com/test-takers/search/fdpi>. Have your FDP Profile number available when you request rescheduling. Your FDP Profile Number is your eligibility number.

You will receive a confirmation email to verify that the rescheduling process is complete. If the online rescheduling does not work, please email us at candidate@fdpinstitute.org.

Keep in mind that appointments fill up quickly, and rescheduling can only be completed if there is an appointment available at your requested time/date/location.

Appointments cannot be rescheduled within ten (10) days before the original appointment. If you cannot keep your original appointment and have not rescheduled more than ten (10) days in advance, you will forfeit your enrollment and exam registration fees.

Retakes and deferrals are not available after April 2024 for Candidates who are unable to sit for their exam.

Test Center Closings and Delayed Starting Times

Adverse conditions—such as extreme weather, a power failure, or a health crisis such as a pandemic—may make it necessary to cancel the administration of a test or to delay the beginning of testing for some time period.

- Do not call the FDP Institute or the Prometric test center to determine whether testing has been canceled or delayed. **If a test center has a cancellation or delay, Prometric will contact Candidates directly via email** to notify them of the cancellation or delay and reschedule their appointments as necessary.

Even when a test center is operating, technical problems or other circumstances beyond the test administrator's control occasionally require a delayed start or rescheduling of your exam.

- If such circumstances arise causing you to wait more than 30 minutes after your scheduled appointment time, or a restart delay lasts longer than 30 minutes, you will be given the choice of continuing to wait or rescheduling your appointment without an additional fee.
- If such circumstances result in the cancellation of your exam appointment, you will be offered the opportunity to either schedule another exam appointment free of charge or receive a refund of the original exam registration fee.

COVID-19 POLICY

The FDP Institute (FDPI) contracts with Prometric to administer the FDP exam at testing centers owned and/or operated by Prometric. Candidates should review the [Prometric COVID-19 update](#), which describes how exam day procedures could be modified to increase safety measures due to the global COVID-19 pandemic as needed. View the general [COVID exam day procedures](#), which may vary slightly due to local requirements. Please refer to the [Candidate Policy Manual](#) for our complete COVID-19 policy.

STUDYING FOR THE EXAM

Preparation Time

Based on Candidate feedback, it is estimated that the FDP exam requires 200 hours or more of study time. However, individual study needs can vary significantly based on a Candidate's background. In addition, because the number of learning objectives and keywords in the Study Guide differ across topics, the amount of study time required per topic will vary widely.

Study Tools

Although Candidates set their own course of study, the FDP Institute provides Candidates with some free study tools, which are available through www.fdpinstitute.org.

Practice Questions and Sample Exam

Practice questions and a Sample Exam are available on the FDP website to assist with the study efforts. The set of practice questions contains more questions than the number of questions in the actual exam. In addition to helping Candidates learn the topic material, the questions can also help Candidates become familiar with the style and conventions used. An example of a simplifying convention is using the **natural logarithm to solve any problem requiring the calculation of a logarithm** on the exam. This convention is announced at the beginning of the sample exam and on the actual exam. This convention is also described in the Candidate Study Guide. Upon registration, Candidates can access the Practice Questions and Sample Exam web pages. Always use a fresh link to access both. Changes to the Practice Questions will be noted in the Practice Questions and Sample Exam errata on the website.

Study Guide

Our Study Guide is organized to facilitate quick learning and easy retention. Each topic is structured around learning objectives and keywords that define the content eligible to be measured on the exam. The learning objectives and keywords are an important way for Candidates to organize their study, as they form the basis for exam questions. All learning objectives and keywords reflect content in the FDP curriculum, and all exam questions are written to directly address the learning objectives and keywords.

Occasionally, additional errors are brought to our attention. Errata will be posted on the Candidate Study Guide Errata page of the [FDP website](http://www.fdpinstitute.org).

It is the responsibility of the Candidate to review these errata prior to taking the examination. Please report suspected errata to candidate@fdpinstitute.org.

Preparatory Program Providers

The FDP curriculum materials and FDP Study Guide are *the only* preparation materials endorsed by the FDP Institute and are the Candidate's best source of information regarding the content eligible to be tested on the FDP exam. Some Candidates also find it useful

to augment their study of the FDP curriculum materials with [third-party preparatory programs](#). The FDP Institute neither endorses, promotes, reviews, or warrants the accuracy of the courses, products, materials, and/or services offered by any third-party preparatory program provider of the FDP exam-related information, nor does it endorse any pass rates claimed by third-party preparatory program providers.

THE FDP EXAM

Exam Structure

The FDP examination is a four-hour computer-administered examination that is offered at test centers throughout the world. The FDP examination is comprised of 80 multiple-choice questions weighted 75% of the total points, and two to four constructed response questions (multi-part essay type) weighted 25% of the total points.

All FDP exam topics will be tested. As described in the FDP Study Guide, the FDP exam covers the following topics:

Topics	Approximate Weight %
1. Introduction to Data Science	5-10
2. Linear and Logistic Regression, Support Vector Machines, Regularization, and Time Series	10-15
3. Decision Trees, Supervised Segmentation, and Ensemble Methods	8-12
4. Classification, Clustering, and Naïve Bayes	8-12
5. Neural Networks and Reinforcement Learning	8-12
6. Performance Evaluation, Back-testing, and False Discoveries	5-10
7. Textual Analysis and Large Language Models	10-15
8. Ethics, Privacy, and Regulation	8-12
9. Fintech Applications	15-25

Every multiple-choice question within the FDP exam has the same weight. The different topic weightings are achieved by including more questions for the topics with higher weights, and fewer questions for those with lower weights.

Equations

An equation list is **not** provided on the FDP exam. Candidates should be aware that all equations in the readings are important to understand. To maximize the probability of success on the exam, Candidates should be familiar with all equations. Please consult the list of action words that appears in the Study Guide. These action words appear in the learning objectives in the Study Guide and offer guidance regarding which equations must be memorized and which equations must be recognized when they appear on the test.

Example: If the LO states: "Recognize and Apply" means the formula will be given. Apply or calculate without "Recognize" means the formula must be memorized.

Calculators

The use of a physical calculator is prohibited. A scientific calculator is provided in the testing software. A [tutorial](#) is available for the FDP Candidates to familiarize themselves with the scientific calculator. See Appendix D for details.

Multiple-Choice Questions

- Every multiple-choice question of the FDP exam has the same point value (weight).
- Multiple-choice questions have three or four answer choices and ask for the BEST answer to the question.
- Some questions are presented in *item sets*. In an item set, a scenario or vignette is presented, followed by several questions related to that scenario or vignette.
- Multiple-choice questions for each exam topic will appear only in the first section of the exam. Within each section, all questions from a topic are grouped together. The first section has a duration of two hours and fifteen minutes. All constructed response questions appear in the second section of the exam. The second section has a duration of sixty-five minutes. An optional break of twenty minutes is available between the sections.
- Candidates are advised **not** to leave any questions unanswered, as there is no penalty for guessing, and a question left unanswered will automatically be counted as incorrect.
- Candidates are **not** expected to memorize specific performance data (e.g., that a strategy based on a machine learning algorithm generates x% return or risk).

Constructed-Response (Essay-Type) Questions

- Constructed-response questions may cover any of the exam topics.
- Constructed-response questions will be presented in two to three parts, with each part having a stated points value (weight).
- Any one part of a constructed-response question can usually be answered in one or two paragraphs. Responses to the constructed-response questions need not be full sentences.
- Since the FDP exam is administered on a computer, Candidates must type their responses to the constructed-response questions.
- Candidates will **not** be asked to draw pictures or tables as part of their responses to the constructed-response questions.
- Candidates will **not** be penalized for incorrect grammar and spelling.
- When a constructed-response question asks for a specific number of examples, Candidates will be scored on only that number of examples. Thus, if a constructed-response question asks for a list of three examples, Candidates will be scored on only the first three examples provided. Any examples provided beyond the first three will not be scored.
- Constructed-response questions ask for specific types of responses, such as descriptions, calculations, or arguments. Candidates should tailor their responses to meet the requirements of the question.

- Each part of a constructed-response question indicates the maximum points a Candidate can earn for that part. If a Candidate provides an incomplete or partially correct answer, he or she will receive less than the maximum points for that part.
- Responses to the constructed-response questions must be a Candidate's own work and not copied or adapted from any other source.

YOUR EXAM APPOINTMENT AT A PROMETRIC TEST LOCATION

Overview



As you prepare to sit for the FDP exam: Due to the changed conditions in each country and at each test location, we encourage you to check this webpage.
<https://www.prometric.com/corona-virus-update>

In preparation for your exam appointment, it is essential that you understand and are prepared to comply with the guidelines about identification, personal belongings, allotted time, breaks, and acceptable behavior. Failure to follow FDP Institute and/or Prometric test center guidelines may result in an inability to complete the exam and a forfeiture of fees.

What to Bring

You will need to bring the following with you to your exam appointment.

- **Two** valid forms of [identification](#). See below for specific identification requirements.

Arrival

Make sure you know how to get to the test center, including parking facilities, prior to the exam day. You should arrive at the test center at least 30 minutes prior to your scheduled appointment to allow time for check-in procedures. If you arrive more than 15 minutes after your scheduled exam time, you may not be permitted to sit for the exam, and you may forfeit your exam registration fee.

Friends, relatives, or other individuals who accompany you to the test center will not be permitted to wait inside the test center and cannot interact with you during your exam appointment, including during unscheduled breaks.



[Prometric Test Center Tips for Candidates \(video\)](#)

Secure Check-in

The secure check-in process protects the integrity of the FDP exam. All FDP Candidates are subject to the [Prometric Test Center Policies](#) and are encouraged to familiarize themselves with the [security procedures at the test center](#). If you refuse to participate in any part of the check-in process, you will not be permitted to sit for the exam, and you will forfeit your exam registration fee.

Identification

When you check in at the test center, the test administrator will ask you to present **two** valid forms of identification, per the [FDP Examination Identification Policy](#). You will **not** be allowed to check in without meeting the identification requirements as presented below, **without exception**.

The requirements are **two** valid forms of identification with the following stipulations:

- Both must contain your signature.
- At least one must contain a recognizable photograph of you. The FDP Institute's preferred primary form of identification is a valid passport or a driver's license.
- The second form of identification may or may not include a photo but must include a signature (e.g., a signed credit or debit card will be acceptable).
- Your name on both forms of identification must EXACTLY match the name under which you registered for the exam.
 - Middle names are **not** considered when matching forms of identification.
 - Hyphens and diacritical marks are **not** considered when matching forms of identification.
 - Suffixes are **not** considered when matching forms of identification.
- Both must be current, not expired.
- Both must be original documents. Copies of identification will not be accepted.

Security Procedures

- The test administrator will perform a digital security check using your fingerprint, signature, palm vein pattern, and/or photograph. The digital security check ensures that each Candidate has a single FDP record, preventing people from taking the test for others and maintaining test integrity.
- You may also be asked to show that you have nothing in your pockets, and any visible tattoos as well as any eyewear may be visually inspected.

Personal Belongings

In accordance with the [FDP Examination Personal Belongings Policy](#), you will be required to leave your personal belongings outside the testing room. You are strongly encouraged to leave personal belongings at home or in your car. As a courtesy, a small, secure locker will be provided inside the test center to store your personal belongings. Storage space is limited, and you should plan accordingly. You will be provided with the key to your locker, and you are permitted to bring that key into the testing room with you. Test centers assume no responsibility for Candidates' personal belongings.

Items permitted in the testing room

Items permitting in the testing room are limited to the following:

- Your identification
- Your test center locker key
- Approved face mask (Candidates may bring their own face mask, subject to inspection)

Items not permitted in the testing room

Items **NOT** permitted in the testing room include but are not limited to the following:

- Calculator
- Rulers, pencils, pens, or markers (other than the one marker mentioned on page 15)
- Headsets, earbuds, earphones, and headphones other than those provided by test center personnel.
- Cellular (mobile) phones, pagers, and personal data assistants (PDAs)
- Contact lens solution, lip balm, and earplugs other than those provided by test center personnel.
- Watches, clocks, and stopwatches
- Wearable technology, including fitness tracking devices and smart watches.
- Any electronic, photographic, videographic, transmitting, or remote communication devices or potential aids
- Computers, tablets, and USB storage devices
- Books, dictionaries, translators, and thesauri (paper or electronic)
- Notes, either electronic or on paper (other than the one noteboard mentioned on page 15)
- Blank sheets of paper
- Food, drinks, and tobacco
- Coats and jackets
- Ties, scarves, hats, and hair bands
- Baggage of any kind, including but not limited to handbags, backpacks, briefcases, carrying cases, passport covers, pencil cases, luggage.
- Weapons of any kind
- Religious/cultural items or apparel and items required for medical purposes must be visually inspected by the test administrator before being allowed into the testing room.

Please note that study materials such as notes or study guides, are not allowed in the testing center.

Testing Room and Equipment

The test administrator will direct you to a testing room with private computer workstations. Testing must begin once you are seated at the computer. You must complete your analysis and review of each question within the allotted section time.

The test administrator will provide you with one erasable noteboard and a marker (no other writing materials or instruments are allowed). If you fill up your noteboard during the exam and need another, you must raise your hand and the administrator will collect the noteboard and provide you with a replacement. Your noteboard and marker will be collected at the end of the first section of the exam, and you will be provided with a clean noteboard and a

marker at the start of the second section. You may not remove the noteboard or marker from the testing room during or after the exam, and you must return them to the administrator after the exam.

During your exam, a test administrator monitors all individuals in the testing room. All areas of the test center are subject to audio and video recording.

Test centers administer exams for exam sponsors other than the FDP, including some that require typed responses. Test centers have no control over typing sounds made by Candidates during their exams. If you are easily distracted by noise, earplugs are available from the test administrator upon request. You may **not** bring your own earplugs or headphones into the testing room.

YOUR EXAM APPOINTMENT THROUGH PROPROCTOR™

Overview



As you prepare to sit for the remotely proctored FDP exam, we encourage you to check this webpage frequently <https://www.prometric.com/proproctorCandidate>

In preparation for your Remotely Proctored Testing (RPT) exam appointment by Prometric's ProProctor™, it is essential that you understand and are prepared to comply with the guidelines about identification, personal belongings, allotted time, breaks, and acceptable behavior. Failure to follow FDP Institute and/or ProProctor™ guidelines may result in an inability to complete the exam and a forfeiture of fees.

Online Proctored Exam Causes of Unsuccessful Exam Experience and Delivery

Upon selection of the online proctored exam by submitting the Remote Proctored Testing (RPT) application, Candidates attest to having reviewed the system requirements and their system's ability to meet them. The FDPI continues to inform Candidates that the use of the physical calculator is prohibited and that a scientific calculator is available in the testing software. The FDPI is not responsible for an unsuccessful exam experience due to either inadequate system capabilities or lack of familiarity with the features mentioned above. Please check the [Candidate Policy Manual](#) for further details.

Demo ProProctor™ Exam

As a Candidate registered for the FDP exam, you can schedule a DEMO exam.

The DEMO is set up to be like a real exam and requires to be treated as such. Your test environment is to be compliant as reflected in the [Prometric ProProctor™ Guide](#).

The DEMO is created to:

- Familiarize yourself with the login and security procedures.
 - Ensure your environment and equipment pass the security check & procedures.
 - Learn more about the Prometric test software.
 - Be prepared for your FDP Exam Day.
- As an FDP Candidate, it is *your responsibility* to pursue scheduling and completion of the DEMO exam.
- Completing the DEMO exam does not guarantee a flawless RPT experience on the exam day. For details, please check www.fdpiinstitute.org/demo

What to Bring

You will need to bring the following items with you to your ProProctor™ exam appointment.

- **Two** valid forms of [identification](#) as reflected in the Candidate Policy Manual. See below for specific identification requirements.

Items Permitted In Your Test Environment

Items Permitted to Bring into your Exam Environment (*all are subject to security protocol*)

- Your identification
- A clear container with water. If container has a lid, the lid must also be clear.
- Four clear sheets of paper
- One pen or pencil. Mechanical pencil permitted but subject to additional inspection.
- Two tissues

Items NOT Permitted in Your Test Environment

Items **NOT** permitted in your testing environment include but are not limited to the following:

- Calculator
- Rulers, pencils, pens, or markers (other than the one mentioned above)
- You may not wear headphones, earbuds, or a wireless headset. Wired headset with microphone is permitted.
- Cellular (mobile) phones, pagers, and personal data assistants (PDAs)
- Contact lens solution, lip balm, and earplugs
- Watches, clocks, and stopwatches
- Wearable technology, including fitness tracking devices and smart watches.
- Any electronic, photographic, videographic, transmitting, or remote communication devices or potential aids.
- Computers, tablets, and USB storage devices
- Books, dictionaries, translators, and thesauri (paper or electronic)
- Notes, either electronic or on paper
- Blank sheets of paper (other than the four sheets mentioned above)
- Food, drinks, and tobacco (other than the clear container with water as mentioned above)
- Coats and jackets
- Ties, scarves, hats, and hair bands
- Baggage of any kind, including but not limited to handbags, backpacks, briefcases, carrying cases, passport covers, pencil cases, luggage.
- Weapons of any kind
- Religious/cultural items or apparel and items required for medical purposes must be visually inspected by the test administrator before being allowed into the testing room.

Check-In procedure

Candidates can engage in the check-in process 15 minutes prior to their appointment. If you arrive more than 15 minutes after your scheduled exam time, you may not be permitted to sit for the exam, and you may forfeit your exam registration fee.



[ProProctor™: What to Expect on Exam Day \(video\)](#)

Please note that your exam time does not start until you are granted access to the system by the proctor.

Secure Check-in

The secure check-in process protects the integrity of the FDP exam. All FDP Candidates are subject to [ProProctor™ security procedures](#) during the check-in process. If you refuse to participate in any part of the check-in process, you will not be permitted to sit for the exam, and will forfeit your exam registration fee.

Identification

When you check in, the test administrator will ask you to present **two** valid forms of identification, per the [FDP Examination Identification Policy](#). You will not be allowed to check in without meeting the identification requirements as presented below, without exception. The requirements are **two** valid forms of identification with the following stipulations:

- Both must contain your signature.
- At least one must contain a recognizable photograph of you. The FDP Institute's preferred primary form of identification is a valid passport or a driver's license.
- The second form of identification may or may not include a photo but must include a signature.
- Your name on both forms of identification must EXACTLY match the name under which you registered for the exam.
 - Middle names are **not** considered when matching forms of identification.
 - Hyphens and diacritical marks are **not** considered when matching forms of identification.
 - Suffixes are **not** considered when matching forms of identification.
- Both must be current, not expired.
- Both must be original documents. Copies of identification will not be accepted.

Security Procedures

- The secure check-in process protects the integrity of the FDP exam. All FDP Candidates are subject to [ProProctor™ security procedures](#) during the check-in process.

- The security agent will perform a digital security check. The digital security check ensures that each Candidate has a single FDP record, preventing people from taking the test for others and maintaining test integrity.
- You will be asked to provide a 360-degree view of your exam environment, including the items on, around, and under your desk.
- You may also be asked to show that you have nothing in your pockets, and any visible tattoos as well as any eyewear may be visually inspected.

If, during a visual inspection upon check-in and upon return from any breaks, you are found to be in possession of any technology or devices capable of recording audio, video, photo, or any other data, you will not be permitted to test and/or your exam will be stopped and voided. Your registration fee will not be returned to you.

Testing Environment and Equipment

For a complete and most up-to-date overview of the testing environment please review the Prometric [ProProctor™ Candidate webpage](#).

The FDP institute encourages all registered FDP Candidates to make use of the free DEMO exam to ensure that both the software and hardware meet the requirements, Wi-Fi is adequate, country and/ or company firewalls have been removed and more.

Check www.fdpinstitute.org/demo to learn more.

During an examination, the following behavior may result in a revoked exam by the Remote Proctor Testing (remote online) proctor. Please refrain from these behaviors to ensure a successful exam experience.

- You must stay within webcam view.
- You cannot get up and walk around.
- No one can enter your testing environment.
- You cannot leave your testing environment, until the scheduled break.
- You must be clothed (no hats or hoodies).
- You may have water in a clear container during testing; however, eating, smoking, and chewing gum are prohibited.
- You may not wear headphones, earbuds, or a wireless headset. Wired headset with microphone is permitted.
- You may not have prohibited items where you can see them or reach for them while sitting in front of your computer. This includes watches, phones, and other prohibited items as described in this document.
- You cannot have in the room or attempt to use study guides, reference materials or other materials during their exam.

Testing Advice for a Successful ProProctor™ Testing Experience

- Complete the Readiness Check.
- Make sure you have the right equipment.
- Use the best internet connection possible.
- Prepare your testing environment.
- Review how to start the check-in process.
- Review what to do when you experience technical issues (record it in the chat so the FDP Institute has documentation!)
- Make use of the [tutorial](#) to familiarize yourself with the scientific calculator.
- Make use of the free [demo](#) to familiarize yourself with the login and security procedures.

EXAM SESSION

The exam session is divided into several parts, as described below. Testing must begin once you are seated at the computer. Each session begins with an administration period, during which you will be presented with a Nondisclosure Agreement and instructions explaining how to navigate the exam. To preview the Nondisclosure Agreement and exam instructions, see Appendix C of this handbook.

The exam is divided into two (2) sections, separated by an optional break. During each section, the allotted time for the section will appear in the upper right portion of your exam screen and will count down to zero by seconds. Once the allotted time for a section has expired, you will not be able to return to that section to change or submit answers.

Candidate Confirmation Details	2 minutes
Nondisclosure Agreement (must be completed within 5 minutes) *	5 minutes
Exam Instructions	10 minutes
FDP Multiple-Choice Questions	135 minutes
Break (optional)	20 minutes
FDP Constructed Response Questions	65 minutes
End of Exam Message	2 minutes
Total Exam Session Time (approximately)	4 hours

** If you do **not** agree to the Nondisclosure Agreement within the specified time limit of 5 minutes, you will not be permitted to take the test, and you will forfeit your exam registration fee.*

Candidates may pace themselves as they wish within each section, and they may answer questions within a section in any order they choose. Candidates have different strategies for managing their exam time. One strategy is to work quickly through a section, completing questions that the Candidate is confident on and flagging others for later review. The Candidate can then go back and work through flagged questions with the remaining time. You may have other strategies with which you are comfortable; use the strategy that works best for you.

Flagging Questions for Review or Comment

The exam software provides Candidates with the option to flag exam questions for two different purposes: for later review and for comment. All of the features below can be tested and practiced in the FDP [tutorial](#).

Flagging for Later Review

This function allows the Candidate to identify questions to return to in order to verify or change a response. You can flag a question as a reminder to go back and check your answer or attempt it later. To flag a question, click the Flag button displayed at the bottom of the exam screen. Any questions that are flagged for review will show a flag icon on the numbered button. Click the Flag button again to remove the flag. You may review the flagged questions, unanswered questions, all questions, or no questions.

Your review of questions must be completed during the allotted section time. Once you have closed the section or the allotted time expires, no more revisions can be made to any answers in that section.

Flagging for Comment

You can flag a question as a reminder to go back and check your answer or attempt it later. To flag a question, click the Flag button displayed at the bottom of the exam screen.

Any questions that are flagged for review will show a flag icon on the numbered button. Click the Flag button again to remove the flag.

During the examination, you will have the opportunity to give feedback to each question presented to you.

To comment on a question, click the Comment button displayed at the bottom of the exam screen. Then proceed to type the comment in the pop-up window, or remove the comment if necessary.

Please make sure your comment is relevant to the question you are viewing. Comments intended to challenge questions should provide the problematic details.

Please note that Candidate comments added to a specific exam item are reviewed in aggregate along with performance metrics, and individual comments will not be responded to directly.

Please note that providing feedback is optional. **The examination timer will continue to run while comments are being entered.** Comments will **not** affect the scoring of your exam.

The FDP Institute uses this feedback to improve its exams.

Assistance During the Exam Session at a Prometric Test Center

You must remain in your seat during your exam session unless authorized to leave by a test administrator. Raise your hand to notify the test administrator if you:

- have a problem with your computer,
- need a clean notepad,
- need earplugs,
- have inadvertently brought any personal belongings into the testing room,
- need to leave the testing room for any reason, including for breaks and at the end of a test section,
- need assistance for any other reason.

Assistance During the ProProctor™ Exam Session

You must remain in your seat during your exam session, call out for the Proctor if you need assistance.

Breaks

Breaks During the Exam Session at a Prometric Test Center.

You must obtain the test administrator's permission to leave the testing room for any reason. A security check will be performed every time you leave or enter the testing room.

During all breaks (scheduled or unscheduled), you may not communicate about the exam or its contents with any other person, either in person or by telephone or electronic means, except for test administrators.

Scheduled Break

An optional 20-minute break is scheduled between section 1 and 2 of the exam. If you exceed the time allowed for the optional break, the extra time will be deducted from your time for section 2.

During the scheduled break, you are generally permitted to leave the test center building, though this policy may vary among test centers. It is your responsibility to ask the test administrator where to find approved restrooms, food, and drink vending areas, or smoking areas. Access to materials in your locker will be permitted, but you must place all materials back in your locker prior to reentering the testing room. Please note that notes and other study materials are not permitted in the test center. If you violate test center policies, the administrator may refuse to allow you to reenter the testing room to continue your exam.

Unscheduled Break

You may take unscheduled breaks while you are working on an exam section. During these breaks, you will **not** be permitted to access any materials in your locker, nor are you permitted to leave the test center building. You forfeit all the exam time you spend on an unscheduled break.

Breaks During the ProProctor™ Exam Session.

You must obtain the Proctor's permission to leave the testing room for any reason. A security check will be performed every time you leave or enter the testing room.

During your scheduled break, you may not communicate about the exam or its contents with any other person, either in person or by telephone or electronic means, except for the Proctor.

Scheduled Break

An optional 20-minute break is scheduled between section 1 and 2 of the exam. If you exceed the time allowed for the optional break, the extra time will be deducted from your time for section 2.

During the scheduled break, you are generally permitted to leave the room.

Unscheduled Break

Unscheduled breaks are not permitted during the ProProctor™ exam.

Check-out

Check-out following your exam at a Prometric test center

When you have completed your exam, raise your hand to notify the test administrator, who will collect your erasable noteboard and marker, ensure that your exam has ended, and dismiss you from the testing room.

Upon exiting the testing room, you will be given a receipt that verifies that you sat for and submitted an exam on the day of your appointment. The receipt will provide information about when you should expect to receive exam results.

Check out During the ProProctor™ Exam Session

When you have completed your exam, raise your hand and or call out for the Proctor, remind them it is the FDP Institute's policy that you rip up your note paper while on camera. The Proctor will then end your exam session. You will receive a receipt that verifies that you sat for and submitted an exam on the day of your appointment. The receipt will provide information about when you should expect to receive exam results.

Note: If the Proctor did not witness you ripping up your exam notes please email the FDP Institute at candidate@fdpinstitute.org.

MISCONDUCT AND CAUSES FOR DISMISSAL

Misconduct and disruptive behavior in any form will not be tolerated. The test administrator has sole discretion in determining what constitutes disruptive behavior and may intervene to stop any disruptive, unusual, suspicious, or otherwise questionable behavior.

Any disruptive, unusual, suspicious, or otherwise questionable behavior will be reported to the FDP Institute. The FDP Institute investigates all irregular reports. In addition, the FDP Institute performs data analysis to identify potential test fraud, including cheating and theft of intellectual property.

The test administrator is authorized to dismiss you from a test session for various reasons, including but not limited to providing false information; attempting to take the test for someone else; failing to provide acceptable identification; possessing unauthorized personal items, study materials, or testing aids; refusing to comply with an administrator's reasonable requests; giving or receiving unauthorized help; attempting to tamper with the operation of the computer; improper communication, including removal of test content from the test center in any form; refusing to follow directions; or failing to adhere to any other FDPI or Prometric procedure, policy, or rule. See the [FDP Examination Misconduct and Confidentiality Policy](#) for more information.

Reporting Misconduct at a Test Center

The FDP exam is administered under strict supervision and security measures. However, some Candidates may disregard the rules in an attempt to gain an unfair advantage. You must report any questionable behavior to the test administrator or Prometric, such as another Candidate receiving assistance or copying from another Candidate, taking an exam for someone else, using notes or unauthorized aids, or attempting to record or otherwise capture exam questions.

If you witness misconduct, either inside or outside a test center, you may report it by sending an email to misconduct@fdpinstitute.org.

AFTER EXAM DAY

Test Administration Concerns

If you have any concerns or questions about the manner in which the test center or its test proctors administered the exam, please report them to the FDP Institute (candidate@fdpinstitute.org) as soon as possible. Your report should include a thorough description of the incident, including date, test center, type of incident, names of individuals involved, and your contact information, so that the FDP Institute can follow up with you if needed. Please allow two to three weeks from the receipt of your email for any response.

Exam Scoring

The FDP Institute benchmarks Candidate scores using all Candidates who sat for the exam in the current exam cycle; therefore, scoring cannot begin until the exam window has closed.

FDP examination staff members review all questions before and after each exam, looking for irregularities. There have been cases in which examination staff, after finding what was believed to be sufficiently ambiguous, removed a particular question from the scoring of the exam.

The FDP Institute does not have a target rate for success. Setting the minimum passing score is one of the most difficult decisions to make. The FDP Institute is aware of the fine line that exists between being fair to those who invest time in preparing for these exams on the one hand and ensuring the program's integrity on the other. Candidates who earn 70% or more of the total points are assured of passing the exam. However, because the FDP Institute compares each Candidate's score against the average exam score, there is the potential for a curve, which would effectively move the passing score below 70%.

The FDP Institute does NOT release information regarding the passing score.

Exam Results

FDP exam results are usually released within five weeks of the last examination day. You are encouraged to keep your contact information up to date to ensure the timely receipt of your exam results. Information regarding Candidates' exam performance is strictly confidential.

The FDP Institute does NOT release Candidates' actual scores to anyone, including the Candidates themselves.

Although the FDP Institute makes a distinction between passing and failing scores, the FDP Institute does not attach meaning to the relative ranking of Candidate scores. The performance of each Candidate is measured against a specific standard of performance. Candidates who meet or exceed that standard pass the exam, and those who do not meet that standard fail the exam. There is no such thing as a high pass, a low pass, or a high failure. Releasing individual Candidate scores would wrongly lead to such a ranking.

Candidate Performance Report

Candidates will receive their results in the form of a Candidate Performance Report. The FDP Candidate Performance Report aids in self-assessment by indicating a Candidate's areas of relative strength and weakness among the topics in the exam compared to their peers.

For each topic, your relative performance is determined by comparing your performance to the average score of the Just Qualified Candidates by section, and categorized as either Above, Below or Equal. The Just Qualified Candidates' average score is essentially a scaled score that is usually lower than the unscaled average.

For example, if your relative performance in the topic of Classification, Clustering, and Naïve Bayes was "Below," it means that your score in that topic was lower than the average of all the Just Qualified Candidates' scores in that topic.

If you did not pass, in planning your studies for retaking the exam, you may want to pay special attention to topics in which your performance was categorized as "Below".

Remember that each category represents a range of scores. The relative weights of each topic vary, so some topics contribute more to the total score than others. The examination weights listed in the last column of the table provide information regarding the proportional representation of each topic on the FDP exam.

Sample Candidate Performance Report

FDP Candidate Performance Report
Candidate Name: ##### Candidate
ID: #####
Exam Cycle: April 2024
Overall Result: Pass

Dear ##### ##,

On behalf of the FDP Institute, let me be the first to congratulate you on passing the FDP examination. The FDP examination represents the final assessment phase of the program. Of those who appeared for the FDP examination in April 2024, ##.##% were successful in passing.

Below is a performance profile developed for you to aid in self-assessment by indicating your areas of relative strength and weakness compared to a reference group. This reference group is composed of Candidates who took the FDP examination in April 2024. To create your profile, your performance by topics was compared to the reference group and was categorized into relative performance levels to reflect the distance between your performance and that of other Candidates. More information on how to interpret this Candidate Performance Report is available in the FDP Candidate Handbook.

Note that your pass status is determined by your performance on the entire examination rather than by your performance on each topic.

FDP Examination Topics	Relative Performance Level*
1. Introduction to Data Science	Above
2. Linear & logistic regression, support vector machines, regularization, and time series	Above
3. Decision trees, supervised segmentation, and ensemble methods	Above
4. Classification, clustering, and Naive Bayes	Equal
5. Neural networks and reinforcement learning	Equal
6. Performance evaluation, back-testing, and false discoveries	Below
7. Textual Analysis and Large Language Models	Above
8. Ethics, Privacy, and Regulation	Above
9. Fintech Applications	Above

*Relative performance levels are based on the average score of the Just Qualified Candidates for a given topic. "Equal" is assigned when a Candidate's score in a topic is within 5% of the average score of the Just Qualified Candidates for that topic. It is important to note that "Above" and "Below" does not indicate how far above or below a Candidate's score is from the average score of the Just Qualified Candidates.

This detailed performance profile is provided for your reference only. Examinations are analyzed by Candidate number only, and all results are kept confidential. Candidates' actual scores are not released.

Again, my congratulations, and I look forward to your participation in the FDP Institute.



Director of Examinations

Interpreting Your Candidate Performance Report

A Candidate's pass/fail status is determined by the Candidate's overall exam score. Candidates do not pass or fail individual topics. See the sample interpretations below for more information on how to interpret the FDP Candidate Performance Report. Please note that these samples are based on the most current version of the Candidate Performance Report.

Interpretation of Sample Candidate Performance Report

FDP Exam - Example 1 (Pass)

This profile represents a Candidate who passed the FDP examination. Note that strong performance in one area can offset weaker performance in other areas. Note also that some topics comprise higher relative weights and thus count more toward the overall decision. This profile illustrates that an overall test result of "Pass" does not necessarily indicate that a Candidate was strong in all topics.

FDP Examination Topics	Relative Performance Level*
1. Introduction to Data Science	Above
2. Linear and logistic regression, support vector machines, regularization, and time series	Above
3. Decision trees, supervised segmentation, and ensemble methods	Above
4. Classification, clustering, and Naive Bayes	Equal
5. Neural networks and reinforcement learning	Equal
6. Performance evaluation, back-testing, and false	Below
7. Textual analysis and Large Language Models	Above
8. Ethics, Privacy, and Regulation	Above
9. Fintech Applications	Above

FDP Exam - Example 2 (Fail)

This profile represents a Candidate who failed the FDP examination. The Candidate's stronger relative performance in the Text Mining and Classification, clustering, and Naïve Bayes topic was not enough to overcome relatively weaker performance in other areas. Note that some topics comprise higher relative weights and thus count more toward the overall decision. This profile illustrates that an overall test result of "Fail" does not necessarily indicate that a Candidate was weak in all topics.

FDP Exam - Example 2 (Fail)

FDP Examination Topics	Relative Performance Level*
1. Introduction to Data Science	Below
2. Linear and logistic regression, support vector machines, regularization, and time series	Below
3. Decision trees, supervised segmentation, and ensemble methods	Above
4. Classification, clustering, and Naive Bayes	Equal
5. Neural networks and reinforcement learning	Below
6. Performance evaluation, back-testing, and false	Below
7. Textual analysis and Large Language Models	Below
8. Ethics, Privacy, and Regulation	Below
9. Fintech Applications	Equal

Score Review

Candidates with questions about the scoring of their exams can request a score review after receiving their Candidate Performance Report. This means that the points earned in each part of the exam will be manually checked and matched against the reported score; it does **not** mean that the questions will be graded again. The fee for the score review option is US\$100. Requests for a score review must be submitted to candidate@fdpinstitute.org within 30 days of receiving the Candidate Performance Report. Please note that all exam materials are the property of the FDP Institute and will not be released.

Exam Outcomes

Those not successful in passing the FDP exam, or those who do not attend a scheduled exam appointment may not take the FDP exam after April 2024.

Becoming an FDP Charterholder

Candidates will earn their FDP Charter once they pass the FDP exam, submit the certificates of completion for the online class requirements, and submit the signed Code of Ethics along with two professional references. FDP Charterholders who remain in good standing with the FDP Charterholder Code of Ethics, have the right to use the FDP designation.

At this time, there are no membership fees.

Appendix A—FDP Candidate and Charterholder Agreement



CANDIDATE AND CHARTERHOLDER AGREEMENT

The individual identified as completing this Candidate and Charterholder Agreement (the “Individual”) wishes to take advantage of certain opportunities and other benefits offered by the Financial Data Professional Institute (“FDPI”). FDPI is willing to grant such opportunities and other benefits to the Individual, subject to the Individual’s acceptance of the following terms and conditions (collectively, the “Terms”). The Individual’s acceptance of the Terms shall create a binding agreement between FDPI and the Individual (the “Agreement”).

UPON REGISTRATION FOR THE FDP EXAMINATION, THE INDIVIDUAL IS UNCONDITIONALLY CONSENTING TO BE BOUND BY AND IS BECOMING A PARTY TO THIS AGREEMENT. THE INDIVIDUAL’S ACCESS OR USE OF ANY MATERIALS SUPPLIED BY FDPI, TAKING ANY EXAM OFFERED BY FDPI OR OTHERWISE TAKING ADVANTAGE OF ANY OPPORTUNITIES OR BENEFITS PROVIDED BY FDPI (COLLECTIVELY, “FDPI BENEFITS”) ALSO SHALL CONSTITUTE ASSENT TO THE TERMS OF THIS AGREEMENT. IF THE INDIVIDUAL DOES NOT UNCONDITIONALLY AGREE TO ALL OF THE TERMS OF THIS AGREEMENT, THE INDIVIDUAL WILL NOT BE AFFORDED ACCESS TO ANY FDPI BENEFITS. IF THESE TERMS ARE CONSIDERED AN OFFER, ACCEPTANCE IS EXPRESSLY LIMITED TO THESE TERMS.

In furtherance of the foregoing, and for other good and valuable consideration, the receipt and sufficiency of which are hereby acknowledged:

The Individual represents, warrants and covenants that:

- (1) If the Individual is a Candidate to take an exam offered by FDPI, the Individual has received, read, fully understands, and agrees to comply at all times with the rules and regulations set forth in FDPI’s “Candidate Policy Manual,” a copy of which may be accessed, downloaded and printed from the following link: <https://fdpinstitute.org/policies>
- (2) If the Individual is a Charterholder of FDPI, the Individual has received, read, fully understands, and, agrees to comply at all times with the rules and regulations set forth in FDPI’s “Charterholder Policy Manual,” a copy of which may be accessed, downloaded and printed from the following link <https://fdpinstitute.org/policies>. If the Individual is not currently a Charterholder of FDPI, the Individual agrees that the Charterholder Policy Manual will become binding upon the Individual if and when they become a Charterholder, and further agrees to thereafter comply at all times with the rules and regulations set forth in such Charterholder Policy Manual.
- (3) The Individual has received, read, fully understands, and agrees to comply at all times with the rules and regulations set forth in the following policies, which apply to both Candidates and Charterholders:

- (a) When applicable the Fee Schedule, a copy of which may be accessed, downloaded and printed from the following link: <https://fdpinstitute.org/policies>
- (b) The Code of Ethics, a copy of which may be accessed, downloaded and printed from the following link: <https://fdpinstitute.org/policies>
- (c) The Privacy Policy, a copy of which may be accessed, downloaded and printed from the following link: <https://fdpinstitute.org/policies>
- (d) The Intellectual Property Policy, a copy of which may be accessed, downloaded and printed from the following link: <https://fdpinstitute.org/policies>
- (e) The Discipline Procedure, a copy of which may be accessed, downloaded and printed from the following link: <https://fdpinstitute.org/policies>

The Individual acknowledges and agrees that the provisions of the Candidate Policy Manual, the Charterholder Policy Manual, and the policies listed in paragraphs (3)(a) - (e) above may be modified by FDPI from time to time in its sole discretion and without notice. Such policies, as they may be modified from time to time, are hereby incorporated by reference into these Terms and deemed to be a part of this Agreement as if they were fully reproduced herein. The Individual further acknowledges that the Individual is solely responsible for periodically accessing the FDPI website (www.fdpinstitute.org), or otherwise obtaining copies of such documents (such as by emailing candidate@fdpinstitute.org or Charterholder@fdpinstitute.org and requesting copies of the same), to ensure the Individual's continued compliance with such provisions as they may be so modified.

If the individual is physically unable to accept the Terms by completing the registration process for any reason, the Individual may direct a third party to complete that process on the Individual's behalf, provided, however, that the decision to accept the Terms shall be that of the Individual and further provided that FDPI has no obligation or responsibility to confirm that the Individual authorized a third party to complete the registration process on the Individual's behalf.

FDPI may, in its sole discretion but subject to the terms of any relevant FDPI policy, terminate any FDPI Benefits granted to the Individual pursuant to this Agreement or otherwise upon any breach or violation by the Individual of these Terms, including without limitation any provisions of the Candidate Policy Manual and/or the Charterholder Policy Manual. The failure of FDPI to act with respect to a breach of this Agreement by the Individual does not constitute a waiver and shall not limit FDPI's rights with respect to such breach or any subsequent breaches.

The Individual agrees that FDPI shall have no liability whatsoever for any use the Individual makes of any FDPI Benefits. The Individual shall indemnify and hold harmless FDPI from any claims, damages, liabilities, costs and fees (including reasonable attorney fees) arising from the Individual's use of any FDPI Benefits as well as from the Individual's failure to comply with any term of this Agreement.

UNDER NO CIRCUMSTANCES AND UNDER NO LEGAL THEORY, INCLUDING, BUT NOT LIMITED TO, TORT, CONTRACT, NEGLIGENCE, STRICT LIABILITY, OR OTHERWISE, SHALL FDPI BE LIABLE TO THE INDIVIDUAL OR ANY OTHER PERSON FOR ANY INDIRECT, SPECIAL, INCIDENTAL, OR CONSEQUENTIAL DAMAGES OF ANY CHARACTER INCLUDING, WITHOUT LIMITATION, DAMAGES FOR LOST PROFITS OR LOSS OF GOODWILL. SOME STATES DO NOT ALLOW THE EXCLUSION OR LIMITATION OF INCIDENTAL OR CONSEQUENTIAL DAMAGES, SO THE ABOVE LIMITATION AND EXCLUSION MAY NOT APPLY TO YOU.

This Agreement is governed by and to be construed in accordance with the substantive laws of the Commonwealth of Massachusetts, without giving effect to the conflicts or choice of law provisions thereof or of any other jurisdiction. Any action or proceeding seeking to enforce any provision or based on any right arising out of this Agreement may be brought in the courts of the Commonwealth of Massachusetts or in the United States District Court for the District of Massachusetts, if such United States District Court has or can acquire jurisdiction, and each of the parties consents to the jurisdiction of such courts and of the appropriate appellate courts in any such action or proceeding and waive any objection to venue laid therein. Process in any action or proceeding referred to in the preceding sentence may be served on any party anywhere in the world. The Individual waives any defense of inconvenient forum to the maintenance of any action or proceeding so brought. Nothing in this provision shall affect the right of any party to serve legal process in any other manner permitted by law or at equity.

This Agreement is personal to the Individual and may not be assigned or transferred for any reason whatsoever (including, without limitation, by operation of law) without FDPI's consent and any action or conduct in violation of the foregoing shall be void and without effect. FDPI expressly reserves the right to assign this Agreement and to delegate any of its obligations hereunder.

These Terms are intended by the parties to be the final expression of their agreement with respect to the subject matter hereof and may not be contradicted by evidence of any prior or contemporaneous agreement. This Agreement may be amended only by a modification to the Candidate Policy Manual and/or the Charterholder Policy Manual by FDPI, or otherwise by a writing executed by both parties.

The invalidity or unenforceability of any of these Terms, including those documents incorporated herein by reference, shall not affect the validity or enforceability of any other Terms hereof, which shall remain in full force and effect.

By payment of the registration and examination fee, I am accepting and agreeing to the above terms. If I do not accept, I understand that I will not be able to proceed with registration.

Appendix B—FDP Examination Misconduct and Confidentiality Policy



FDPI EXAMINATION MISCONDUCT AND CONFIDENTIALITY POLICY

To maintain the integrity of the FDPI examinations, each Candidate and Member (each, an “Individual”) shall fully comply with this [Examination Misconduct and Confidentiality Policy](#).

Each Individual shall not, directly or indirectly:

- Misrepresent such Individual’s identity to FDPI—its directors, officers, employees, representatives, or agents.
- Take part in an act of impersonation or any other form of cheating.
- Receive or make any unauthorized communication during any exam.
- Bring unauthorized materials (e.g., unapproved calculators, books, papers of any kind, or other aids) into any testing room, including a physical test center or the space an online proctored exam.
- Use any unauthorized materials (electronic or otherwise) during any exam.
- Use a recording or transmission device (sound, image, or other) during any exam.
- Use a cellular (mobile) phone, a laptop, a small computer, a PDA, a camera, a USB storage device, or any other device that transmits, stores, or can transmit or store information *during any Prometric test exam*.
- Use a cellular (mobile) phone, a laptop, a small computer, a PDA, a camera, a USB storage device, or any other for the purpose of transmitting, or storing information for the purpose of future transmission *during online proctored exam*.
- Remove or attempt to remove examination content from the test room, including a physical test center location or the space for an online proctored exam, by any means whatsoever, including but not limited to memorization, note-taking, digital capture, or electronic transmission.
- Reproduce, transmit, or otherwise disclose any examination content to any third party.
- Create a disturbance at the test center before, during, or after the exam.
- Engage in any other conduct that could be considered by FDPI, in its sole discretion, to compromise or attempt to compromise the reputation, integrity, validity, or security of the FDP Exams or the FDPI.

Each Individual shall, as applicable:

- Comply with FDPI policies regarding exam procedures, including but not limited to the FDPI Examinations Identification Policy, FDPI Examinations Personal Belongings Policy, and Prometric test center and Prometric Remote Proctor Testing policies.
- Report any suspicious activity relating to any exam or exam questions or other potential violations of this Examination Misconduct and Confidentiality Policy by emailing misconduct@fdpinstitute.org. The names of individuals reporting such information will be kept confidential.

- Immediately notify FDPI if the Individual obtains access, either intentionally or accidentally, to any examination questions outside of any exam.

In addition to the confidentiality obligations set forth in this Manual, at each exam appointment, each Individual will be required to agree to a Nondisclosure Agreement (NDA) before they are able to begin the exam. An Individual will only be permitted to access the exam after agreeing to the NDA. If an Individual does not agree to the NDA, their exam appointment will be terminated and they will not be eligible for a refund. If you would like to review a copy of this NDA in advance of the exam appointment, a copy is annexed in Appendix C of this document, which may be accessed, downloaded and printed from the FDPI website.

Confidentiality of Examination Questions. FDPI's examination questions are owned by FDPI, and any unauthorized dissemination of the questions, in whole or in part, is an infringement of FDPI's intellectual property rights. *FDPI does not make any examination questions public nor has FDPI authorized the publication or dissemination of any examination questions.* FDPI considers all past, present, in-development, or future examination questions to be FDPI's confidential information and trade secrets (collectively, the "Protected Information"), and FDPI is only disclosing the Protected Information to the Individual for the purpose of completing each exam.

Each Individual shall not, directly or indirectly, ask for, receive, use, publish, disseminate, or otherwise disclose any Protected Information at any time before, during, or after the exam. This includes but is not limited to discussing or disclosing any Protected Information verbally, in writing, or via e-mail, chat room or closed group, message board, social or professional networking service, or any other forum. Each Individual will promptly notify FDPI of any attempt by a third party to compel the Individual to disclose Protected Information.

The Individual's obligation to maintain the confidentiality of the Protected Information shall survive until such Protected Information is no longer considered a trade secret by FDPI. Each Individual recognizes the irreparable injury that might result to the business of FDPI if the Individual should breach this Examination Misconduct and Confidentiality Policy. Each Individual further recognizes that monetary damages will be inadequate for such Individual's breach of this policy. In addition to any legal remedies FDPI may have, FDPI shall be entitled to injunctive relief and such other equitable remedies as a court of competent jurisdiction may deem appropriate, without the requirement to post any bond in connection therewith.

Ownership and Use of Exam-Related-Materials. FDPI is the copyright owner of FDP core curriculum materials, FDP Study Guides (including learning outcome statements) and FDP Sample Questions (collectively, the "Exam-Related Materials"). Upon registration for FDP Examination, Candidates have a revocable, non-exclusive, non-transferrable license to use these Exam-Related Materials for their own examination preparation only. Candidates may not copy, alter, distribute, display, perform, share, email, or post these Exam-Related Materials without prior written permission from FDPI. Violators may be subject to legal and/or disciplinary action.

Appendix C—FDP Nondisclosure Agreement and General Term of Use for Exams Developed for the FDP Institute

Below is the Nondisclosure Agreement to which you must agree before you will be allowed to begin your exam.

NONDISCLOSURE AGREEMENT AND GENERAL TERM OF USE FOR EXAMS DEVELOPED FOR THE FINANCIAL DATA PROFESSIONAL INSTITUTE.

Before you begin the FDP exam, you must respond to the following. Electronic confirmation of your agreement is required. **If you do not agree to this statement in the specified limit of five minutes, you will not be permitted to take the test, and you will forfeit your exam registration fee.**

As a Candidate in the FDP Charter program, I am obligated to follow the testing policies as outlined by the FDP Institute. I understand that I must not engage in any conduct that compromises the reputation or integrity of the FDP Institute or the integrity, validity, security of the FDP exam.

Specifically, I affirm that I have previously agreed to the following:

- a. Prior to this exam, I have not given or received information regarding the content of this exam.
- b. During this exam, I will not give or receive any information regarding the content of this exam.
- c. After this exam, I will not disclose any portion of this exam and will not remove any exam materials from the testing room in original or copied form. I understand that all exam materials, including my answers, are the property of the FDP Institute and will not be returned to me in any form.
- d. I will follow all rules and policies of the FDP Institute as stated in the as stated in the FDP Candidate and Charterholder Agreement. Violation of any rules of the FDP program will result in the FDP Institute voiding my exam results and may lead to suspension or termination of my candidacy in the FDP program.

Please choose one of the following:

Y. Yes, I have read and agree to the terms of the above statement

N. No, I do not agree

Appendix D—FDP Exam Instruction, Tutorials & Calculator

Below is a sample of the instructions presented to Candidates at the beginning of the first section of each FDP examination. This is an example only and the actual instructions for the relevant exam cycle may be different.

Welcome to the Financial Data Professional Exam

Exam Structure

This exam contains **eighty (80)** multiple-choice and **three (3)** multi-part constructed response questions. You will have 200 minutes to answer all the questions within this exam.

Content Section 1: This section contains **eighty (80)** multiple-choice questions. You will have **135 minutes** to answer all the questions within this section. Once you leave section 1 of the exam, you cannot return to it.

Candidate Break: After completing section 1 of the exam, you will have an optional 20 minutes scheduled break. If you do not wish to take the break, then click **“Resume Test”** and the exam will restart with contents of section 2. If you have not returned to your seat within the designated 20 minutes, the exam will automatically restart displaying the contents of section 2.

Content Section 2: This section contains **three (3)** multi-part constructed response questions. You will have **65 minutes** to answer all the questions within this section. When you have completed this section, you will have finished the exam.

Please note the following about this exam.

1. If you requested specific timing adjustments when scheduling this exam and it was approved, the above exam time will be adjusted to support the request.

2. Candidate comments added to a specific exam item are reviewed in aggregate along with performance metrics, and individual comments will not be responded to directly.

Unless otherwise noted, if a problem requires the use of logarithm, please use the natural log.

Before you begin, it is strongly encouraged that you take a few minutes to review the tutorial before attempting any exam questions. The tutorial provides an overview of the features available to you during the examination.

After completing and reviewing all of the questions within a section, you can navigate to the next section by clicking the **“Finish Section”** Button in the top-right corner of the screen.

Once clicked, a pop-up window will appear confirming that you want to finish the section. Click **“Yes”** to submit your answers for the current section and progress to the next section.

Click **“No”** to return to the current section. Please note that once you progress past a section, you cannot return to it at any point. Any questions left incomplete will be marked as unanswered.

To change the color scheme at any time, click on the **“Gear”** icon in the bottom-left corner of the screen. To view this information again at any time, click on the **“Information”** icon at the bottom of the screen.

To begin the “tutorial”, click **“Next”** to continue.

Welcome to the Tutorial

This tutorial provides a series of screens that orient you to the computerized testing environment.

Notice the timer at the top of the screen. A similar display will appear during the actual exam. To the left of the screen is a numbered list that shows you where you are in the series of examination questions (or in this case, screens of the tutorial). Other screen features are described later in the tutorial.

Click the 'Next' button to continue.

Using the Mouse

The mouse pointer moves when you move the mouse around on a surface. Although it can assume different shapes, the arrow shown above is most common. To point with the mouse, move the pointer until it rests on the desired object. To click on an object, point to it and then quickly press and release the left mouse button.

Click the 'Next' button to continue.

Navigating Through the Exam

Click the **Next** button displayed at the bottom of the screen to move to the next screen or question. Click the **Back** button to move to the previous screen or question.

In addition to the navigation buttons, you can use the numbered buttons displayed on the left side of the screen. Depending on the number of questions in the section, you may need to click on the down arrow to navigate to additional questions.



The numbered buttons change appearance to indicate different question states: Current, Attempted, Unattempted, and Flagged.

- The current question will be indicated by an arrow-shaped numbered button.
- For all attempted questions, the numbered button will appear darker in color.
- For all unattempted questions, the numbered button will remain the original color.
- Flagged questions will show a flag icon on the numbered button.

Click the 'Next' button to continue.

Using the Scroll Function

When a question does not fit on a single screen, the following warning will appear at the bottom of the screen.

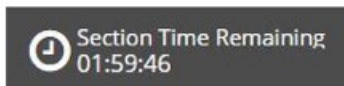


To scroll through the screen contents, click and drag the scroll bar as necessary or use the scroll wheel on the mouse.

Click the 'Next' button to continue.

Time Remaining

The amount of time remaining is displayed at the top of the screen.



Each section of this examination is allocated a specific amount of time, including the Tutorial. There is also an overall amount of time provided for your full exam appointment. Clicking on the clock will switch between the amount of time remaining in the current section of the exam and the amount of time remaining in all content sections, if applicable.

The most important time display for you as a test taker is the "Section Time Remaining."

Note that, where applicable, an alert box will appear below the exam clock to signal when 30 minutes, 15 minutes, and 5 minutes remain in the current section.

Click the 'Next' button to continue.

Flagging Questions



You can flag a question as a reminder to go back and check your answer or attempt it later.

To flag a question, click the **Flag** button displayed at the bottom of the exam screen.

Any questions that are flagged for review will show a flag icon on the numbered button, as shown below. Click the **Flag** button again to remove the flag.



Click the 'Next' button to continue.

Answering Multiple-Choice Questions

This examination uses multiple-choice questions. This type of question has one correct answer.

To complete each multiple-choice question, click on the option that you believe to be the single best answer. Once selected, the option will appear darker in color. To change your response, click on a different option. If you would like to deselect a chosen option, click on it a second time.

Practice answering the multiple-choice question below. Once you have finished practicing, click the 'Next' button to continue.

Of the following biological levels of organization, which represents the smallest or lowest level?

- A organism
- B population
- C cell

Constructed Response Questions

Constructed response questions require written analysis, explanations, and/or calculations. A constructed response question usually contains several statements and one or more questions to be answered in the provided answer box.

Practice typing your response for a question below. Click the 'Next' button to continue.

Consider this statement:

"The primary goal of every business should be to maximize profits."

In constructed response format, describe a situation in which the statement is true and a situation in which the statement is false.

This page requires scrolling 

Using the Calculator

Calculator

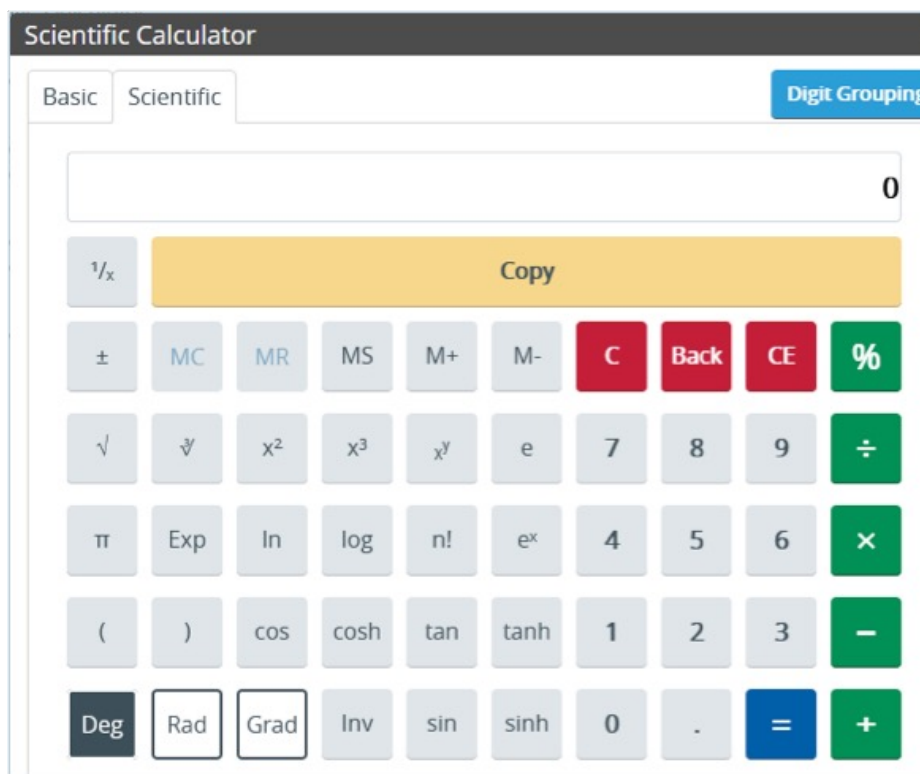
A calculator is available for your use on every item in the exam.

You can use the calculator to perform any of the standard operations for which you would normally use a handheld calculator. The calculator performs basic arithmetic, such as addition and subtraction, as well as functions found on a scientific calculator, such as logarithms and factorials.

Initially, the calculator will display the scientific functions. Click the tab in the top-left corner of the calculator pop-up to toggle between the scientific and basic views.

Click the 'Next' button to continue.

Below: view of the Scientific calculator. The FDP Institute strongly encourages Candidates to make use of the [free FDP tutorial](#) where calculations can be practiced with the scientific calculator.



Highlighting Text

During the examination, you will be able to highlight question text that you feel is important to refer back to as you progress through the exam. The highlight will remain present as you navigate through the exam, unless you select to remove it.

To highlight text, click and drag the mouse cursor over the desired text. Click the **Highlight** button, as shown in the image below, that appears after releasing the mouse button. To remove, click on any area of the highlighted text and click the **Highlight** button again.

How would you characterize the young Frederick Douglass?



The highlight feature cannot be applied to text within the answer options.

Click the 'Next' button to continue.

Striking Out Options

During the examination, a Strikeout feature is available to help you visually eliminate possible options from consideration. A struck out option will remain present as you progress through the exam, unless you select to remove it.

Right-click on an option to strike it out. Right-click again to remove the strikeout. Left-click on a struck out option to select it as your response. You may strike out as many or as few items as you like.

Practice using the Strikeout feature below. Once you have finished practicing, click the 'Next' button to continue.

How many lungs does the typical human body have?

A

One

B

Two

C

Three

Providing Feedback



During the examination, you will have the opportunity to give feedback to each question presented to you.

To comment on a question, click the **Comment** button displayed at the bottom of the exam screen. Then proceed to type the comment in the pop-up window, or remove the comment if necessary.




Please make sure your comment is relevant to the question you are viewing. Comments intended to challenge questions should provide the problematic details. At the end of the examination there will be a general comments box to capture the overall testing experience.

Please note that candidate comments added to a specific exam item are reviewed in aggregate along with performance metrics, and individual comments will not be responded to directly.

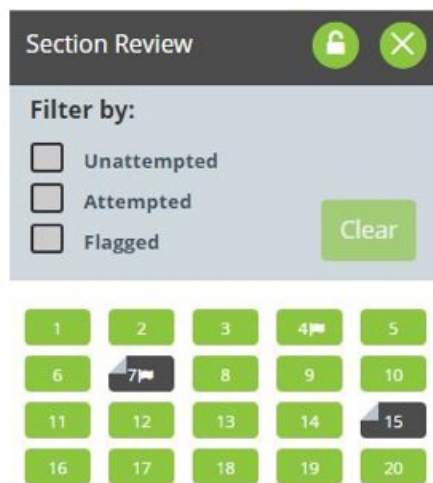
Please note that providing feedback is optional. The examination timer will continue to run while comments are being entered.

Click on the "Next" button to continue.

Section Review

During the examination, you can review the status of all questions in a current exam section using the grid icon  located in the bottom left corner of the exam screen.

To navigate directly to a question, click the corresponding numbered icon. You may also filter your view by unattempted, attempted, and flagged questions. The Section Review can be locked in place using the padlock icon and closed using the "X" icon.



Click the 'Next' button to continue.

Ending Exam Sections

After completing and reviewing all of the questions within a section, you can navigate to the next section by clicking the **"Finish Section"** button in the top-right corner of the screen. Once clicked, a pop-up window will appear confirming you want to finish the section. Select **"Yes, I would like to finish this section"** to submit your answers for that section and progress to the next section.

After completing and reviewing the last section of the test, you can finalize the test section by clicking the **"Finish Test"** button in the top-right corner of the screen and confirming you would like to finish the test.

Please note that once you leave a section, you may not return. Any questions that are left incomplete will be marked as incorrect.

Click the 'Next' button to continue.

Tutorial Conclusion

This concludes the tutorial. You can review the tutorial by clicking on the **"Back"** button to back up one screen at a time, or by using the numbered buttons displayed on the left side of the screen. You may view the tutorial at any point during an active examination by clicking on the question mark icon. This icon can be found in the bottom left of the screen once you have begun testing.

Good luck with the examination.

Click the 'Start the Test' button to exit the tutorial and begin the examination.